



**USER MANUAL**



**electro-harmonix**  
WWW.EHX.COM

**Getting Started**

**Power On\***



Press and hold the Multifunction Button (MFB) for 3 seconds to power the EHX Sport Buds 2. Upon powering on, you will hear an ascending guitar lick audio prompt.

\*The headset needs to be fully charged prior to first-time use.

**Fitting & Wearing**

**Ear Cushion Sizes**



Gently push the earbud into your ear canal, and adjust the ear hook for a comfortable fit.

**Pairing**



The EHX Sport Buds 2 automatically enter pairing mode upon powering on unless a previously connected device, such as a smartphone or tablet, is present. The LED indicator at the front of the Right ear bud flashes red and blue while in pairing mode. If paired before, the headset will automatically connect to your device when it powers on. An audio prompt – MEL9 CHOIR sound – is heard upon a successful pairing.



To connect, activate Bluetooth® mode on your device, then select EHX Sport Buds 2 when it appears on the device list.

**Reset**

1. Power down the headset by holding the MFB button for 3 seconds. You will hear a descending guitar lick audio prompt indicating power is off.
2. Remove the headset from your device's Bluetooth® list.
3. Disable, then re-enable Bluetooth® on your device (this might not always be necessary depending on the device).
4. Power on the headset and pair with your device.

**Charging**



When the battery level is low, you will see the LED indicator flash red and hear an audio prompt – Mechanical Dive guitar lick – in the earbuds.

**General Functions**

**Answer/ End a Call**

When there is an incoming call, the earbuds pause your audio program and play a phone ring audio prompt, the LED flashes blue. Tap the MFB once to answer; tap it again to end the call.



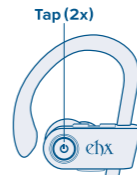
**Reject a Call**

Upon receiving an incoming call, hold the MFB for 1 second to reject the call.



**Redial the Last Number**

While the headset is connected, tap the MFB twice to redial the last number called.

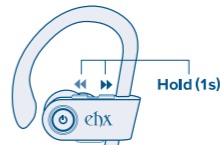


**Voice Assistance**

Hold the MFB down until you hear an audio prompt: DING. Release the MFB once the audio prompt Ding is heard. The voice assistance function of your device (e.g., Siri®) is now activated.

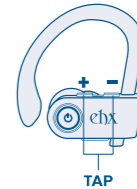
**Previous/Next Track**

While playing music, hold the + Volume button for 1 second to return to the start of the current track or go back to the previous track. Hold the – Volume button to advance to the next track.



**Adjust Volume**

When on a call or playing music, tap either the +/- Volume button once.




**Play/Pause**

While playing music, tap the MFB to pause. Tap the MFB again to resume playing.

**Multi-Device Connection**

1. Follow the pairing procedure to connect the headset to Phone 1. Once connected, disconnect the headset from Phone 1 using Phone 1's Bluetooth® connection settings. Upon disconnecting, you will hear the disconnect audio prompt in the earbuds.
2. Activate the Bluetooth® function of Phone 2 and select EHX Sport Buds 2 from the devices list to connect.



3. While connected to Phone 2, go back to Phone 1 and select EHX Sport Buds 2 from the devices list to complete multi-device connections.



**Multiple Call Handling**

If you are on a call and receive a 2nd call, single tap the MFB to answer the 2nd call and hang up the 1st call. Double-tap the MFB to answer the 2nd call and put the 1st call on hold. You can switch between the two calls by double tapping the MFB. A single tap on either call will end that call and go back to the other call.

**FAQ/Troubleshooting**

Q: I have established a connection with my smartphone, but I am not hearing any sound.

A: Please check the volume on both devices. Some smartphones require you to setup your Bluetooth® headset as an audio output device before sound is transmitted. Please see the instructions of your smartphone for details. If you are using a music player or another Bluetooth® device, make sure it supports the A2DP stereo music profile.

Q: Why is the connection unstable, and cutting out intermittently?

A: Please make sure there is no nearby WIFI, radio, or other source of interference between the headset and the Bluetooth® device.

Q: Can I use the headset while it's charging?

A: No, you cannot use the headset while it is charging.

Q: Why is the headset not responding?

A: Please try to reset the headset. See Reset section on page 4.

Q: Why is the sound not very clear?

A: Please adjust the volume on your device and/or headset. Make sure there is no source of interference nearby. Remain in proximity with your device.

**Tips**

1. Please read the manual carefully before using the headset, and keep it for future reference.
2. The headset needs to be fully charged prior to first-time use.
3. Recharge the headset if left unused for over two weeks.
4. Only use chargers made by a qualified manufacturer.
5. If the headset cannot be located by your device, check whether it is in pairing mode — LED at front of Right earbud blinks red and blue. If left unconnected for over 2 minutes, the headset will exit pairing mode and must be power cycled to re-enter pairing mode. If a pairing or connection issue occurs with the headset and/or device, then reboot and/or reset each device, as appropriate.

**Warranty Information**

Please register online at: [www.ehx.com/product-registration](http://www.ehx.com/product-registration) or complete and return the enclosed warranty card within 10 days of purchase. Electro-Harmonix will repair or replace, at its discretion, a product that fails to operate due to defects in materials or workmanship for a period of one year from date of purchase. This applies only to original purchasers who have bought their product from an authorized Electro-Harmonix retailer. Repaired or replaced units will then be warranted for the unexpired portion of the original warranty term.

If you should need to return your unit for service within the warranty period, please contact the appropriate office listed below. Customers outside the regions listed below, please contact EHX Customer Service for information on warranty repairs at [info@ehx.com](mailto:info@ehx.com) or +1-718-937-8300. USA and Canadian customers: please obtain a Return Authorization Number (RA#) from EHX Customer Service before returning your product. Include with your returned unit, a written description of the problem as well as your name, address, telephone number, e-mail address, RA# and a copy of your receipt clearly showing the purchase date.

**United States & Canada**  
EHX CUSTOMER SERVICE  
ELECTRO-HARMONIX  
c/o NEW SENSOR CORP.  
47-50 33RD STREET  
LONGISLAND CITY, NY 11101  
Tel: 718-937-8300  
Email: [info@ehx.com](mailto:info@ehx.com)

**Europe**  
JOHN WILLIAMS  
ELECTRO-HARMONIX UK  
13 CWMONDONKIN TERRACE  
SWANSEA SA2 0RQ  
UNITED KINGDOM  
Tel: +44 179 247 3258  
Email: [electroharmonixuk@virginmedia.com](mailto:electroharmonixuk@virginmedia.com)

**Warnings**

- Contains small parts which may be a choking hazard. Not suitable for children under age three
- Set a low volume setting before using the headset.
- Long-term exposure to loud music or sounds may cause hearing damage. It is best to avoid high volume levels when using the headset, especially for extended periods.
- Using the headset limits your ability to hear noises around you, regardless of listening volume. Please use caution when using this headset.
- Do not use the headset when operating a motor vehicle, a bicycle, or machinery, or where your inability to hear outside sounds may present a danger to you or others.
- Check and obey applicable laws and regulations in your jurisdiction on the use of a headset when operating a vehicle.
- Stop using the headset if you find its operation disruptive or distracting while operating any type of vehicle or performing any activity that requires your full attention.
- Do not drop or sit on the headset or allow the headset or earpieces to be immersed in water.
- Do not use the headset if one or both of the earpieces is damaged.
- Keep away from fire, water, and high voltage equipment.
- Do not modify, disassemble, open, crush, puncture, or shred the headset.
- Do not expose the headset to extreme temperatures (below 0C/32F or above 45C/113F).
- Do not attempt to replace the battery in the headset - you may damage the battery, which could cause overheating and injury.
- Do not short-circuit the batteries.
- In the event of a battery cell leaking, do not allow the liquid to come in contact with the skin or eyes.

- Avoid prolonged contact with the USB cable. Do not sit on or sleep with the USB cable or put it under a blanket when it is in use.
- The headset contains components that emit electromagnetic fields. They also contain magnets. These electromagnetic fields and magnets may interfere with pace makers, defibrillators, or other medical devices.
- Maintain a safe distance of separation between your medical device and the headset.
- Consult your physician and medical device manufacturer for information specific to your medical device. Stop using the headset if you suspect it is interfering with a medical device.
- Earbuds can lead to ear infections if not properly cleaned. Clean the earbuds regularly with a soft lint-free cloth. Don't get moisture in any openings, or use aerosol sprays, solvents, or abrasives.
- If a skin problem develops, discontinue use. If the problem persists, consult a physician.
- When using the headset in areas where the air is very dry, it is easy to build up static electricity and possible for your ears to receive a small electrostatic discharge from the headset. To minimize the risk of electrostatic discharge, avoid using the headset in extremely dry environments, or touch a grounded unpainted metal object before using the headset.
- Do not use the headset during a thunderstorm as it could malfunction and increase risk of electric shock.
- Keep the headset dry.

**Basic Specifications**

- Play time: 9-12 hrs.
- Recharge time: ~2 hr.
- Operational frequency band: 2.4 GHz
- Max. transmitted power in operational band: 10 dBm
- Operation range: 10m / 32ft
- Battery type: Lithium - Polymer
- Bluetooth® Version: V5.1
- Standby Time: ~350 hrs.
- Wireless Profiles: A2DP/AVCTP/AVDTP/AVRCP/HFP/SMP/SPP
- Chipset: JL 6956A
- Charging Voltage: DC 5V
- Talking Time: ~10 hrs.

Note: Play/talking time varies according to volume and audio content.

**Notices**

Note: This equipment has been tested and found to comply with the limits for a Class B digital device, pursuant to part 15 of the FCC Rules. These limits are designed to provide reasonable protection against harmful interference in a residential installation. This equipment generates, uses, and can radiate radio frequency energy and, if not installed and used in accordance with the instructions, may cause harmful interference to radio communications. However, there is no guarantee that interference will not occur in a particular installation. If this equipment does cause harmful interference to radio or television reception, which can be determined by turning the equipment off and on, the user is encouraged to try to correct the interference by one or more of the following measures:

- Reorient or relocate the receiving antenna.
- Increase the separation between the equipment and receiver.
- Connect the equipment to an outlet on a circuit different from that to which the receiver is connected.
- Consult the dealer or an experienced radio/ TV technician for help.

Changes or modifications not expressly approved by the party responsible for compliance could void the user's authority to operate the equipment. This device complies with Part 15 of the FCC Rules. Operation is subject to the following two conditions: (1) this device may not cause harmful interference, and (2) this device must accept any interference received, including interference that may cause undesired operation.

**Canadian Compliance:**  
This device contains licence-exempt transmitter(s)/receiver(s) that comply with Innovation, Science and Economic Development Canada's licence-exempt RSS(s). Operation is subject to the following two conditions: (1) This device may not cause interference. (2) This device must accept any interference, including interference that may cause undesired operation of the device.

L'émetteur/récepteur exempt de licence contenu dans le présent appareil est conforme aux CNR d'Innovation, Sciences et Développement économique Canada applicables aux appareils radio exempts de licence. L'exploitation est autorisée aux deux conditions suivantes : (1) L'appareil ne doit pas produire de brouillage; (2) L'appareil doit accepter tout brouillage radioélectrique subi, même si le brouillage est susceptible d'en compromettre le fonctionnement.

**Bluetooth® Industry Canada Statement:**  
This Class B device meets all requirements of the Canadian interference-causing equipment regulations.

Cet appareil numérique de la Class B respecte toutes les exigences du Règlement sur le matériel brouilleur du Canada.

**Industry Canada Statement:** CAN ICES-3 (B)/NMB-3(B)

**EU Compliance Statement :**  
EHX SPORT BUDS 2 (UPC 683274031095) is in conformity with EU Directive 2014/53 and applicable harmonized standards. A full copy of the Declaration of Conformity can be found at [www.ehx.com](http://www.ehx.com). For further information, contact Electro-Harmonix, per the warranty information.

**Disposal:**

This symbol indicates that this product shall not be treated as household waste. Instead it shall be disposed in accordance with local environmental laws and guidelines and, where as appropriate, handed over to the applicable collection point for the recycling of electrical and electronic equipment. This product was produced after Jan 12006.

**TM Notices:**  
Bluetooth® is a registered trademark of Bluetooth SIG, Inc. Siri® is a registered trademark of Apple Inc.

Model No. EHX Sport Buds 2  
Model Code: EC-BTH4  
FCC ID: 2ASV2-ECBTH4A  
IC: 24960-ECBTH4A



WIRELESS EARBUDS  
Model: EHX SPORT BUDS 2  
Power Rating: 5W/1A  
Shenzhen Wow Strong Technology Co., Ltd  
47th Floor, Seg Plaza, Futian,  
Shenzhen, GD, China  
Made in China

